

JØYRIDE

**CUBA**

SEATING AND SURFACES



**CUBA** IS A MODULAR RESPONSIVE  
FURNITURE SYSTEM THAT INCLUDES  
RESPONSIVE SEATING TO CREATE NEW  
LEVELS OF VERSATILITY AND OFFER  
UNPRECEDENTED SKYLINE CONTROL.





COLLABORATIVE



**VERSATILE**



FROM MINIMAL

**CUBA** SEATING AND SURFACES

**JØYRIDE**




TO COMFORTABLE

## FREEDOM TO CHOOSE


THE CUBA RESPONSIVE SEAT WAS INSPIRED BY THE STOOL AND THE CHAIR, AND THE DESIRE TO HAVE THE BEST ATTRIBUTES FROM BOTH IN ONE SEAT. HOWEVER, IT WASN'T DESIGNED TO REPLACE THEM, SOMETIME A STANDARD PASSIVE CHAIR OR STOOL IS THE BEST OPTION. IN LARGER SETTINGS THE COMBINATION OF ALL 3 PRODUCTS IS THE OPTIMAL SOLUTION.

**PASSIVE** (STATIC)



**STOOL**

**RESPONSIVE SEAT** (STOOL TO CHAIR)



**DOWN** (AT REST)

**UP** (IN USE)

**PASSIVE** (STATIC)



**CHAIR**

**RESPONSIVE SEATING** SEAMLESSLY TRANSFORMS FROM A LOW PROFILE STOOL INTO A COMFORTABLE SUPPORTIVE CHAIR. AND ALL YOU HAVE TO DO IS JUST SIT DOWN. NO BUTTONS, NO LEVERS, NO BATTERIES.

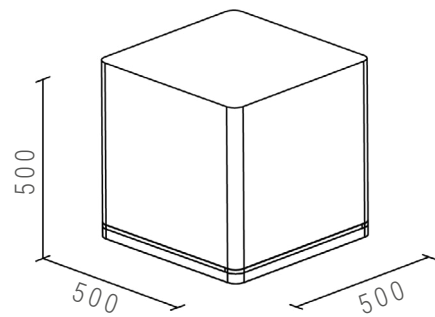
## FAQ

A QUESTION THAT WE ARE OFTEN ASKED IS, "WHAT HAPPENS IF YOU SIT ON A CUBA RESPONSIVE CHAIR BACKWARDS?" THE ANSWER IS - NOTHING, IT JUST STAYS IN STOOL MODE AND YOU FEEL LIGHT PRESSURE OF THE BACKREST PUSHING ON THE BACK OF YOUR LEGS. WE USE IT LIKE THIS IF WE WANT A SLIGHTLY HIGHER SEATING POSITION, AND SITTING FOR A SHORTER PERIOD OF TIME.



JØYRIDE

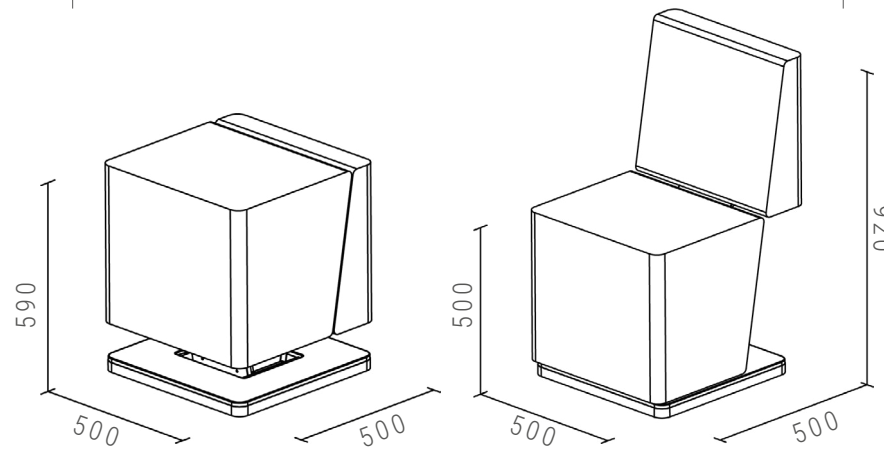
PASSIVE



15 KG APPROX

STOOL

RESPONSIVE SEAT

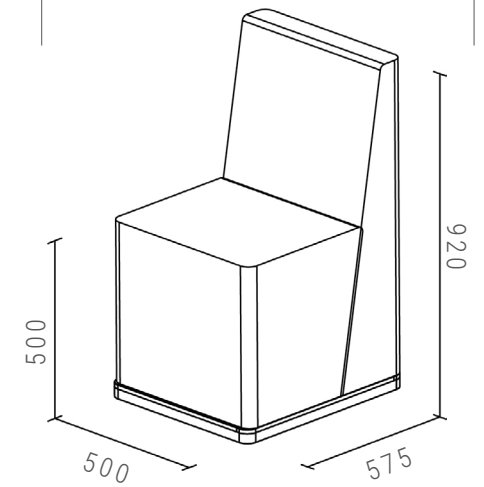


30 KG APPROX

DOWN (AT REST)

UP (IN USE)

PASSIVE



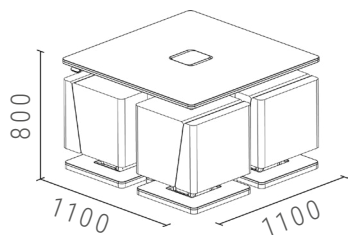
20 KG APPROX

CHAIR

**CUBA RESPONSIVE SEAT INFO**

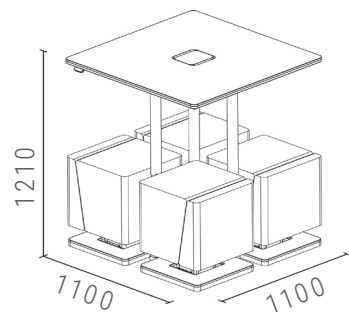
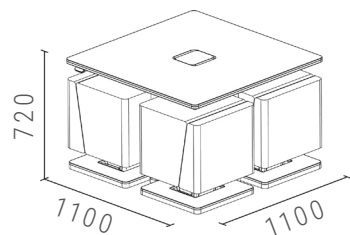
THE USER WEIGHT RANGE FOR THE PRODUCT IS 50 KG TO 140KG (110LB TO 309LB)  
HANDMADE IN LONDON UK AND COME WITH A 10 YEAR WARRANTY ON THE MECHANISM

FIXED LOW

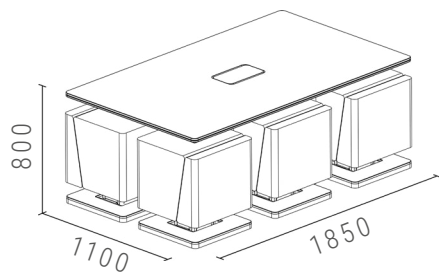
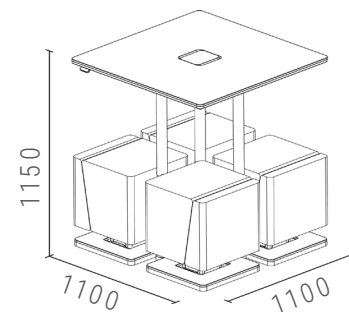


4 PERSONS SET

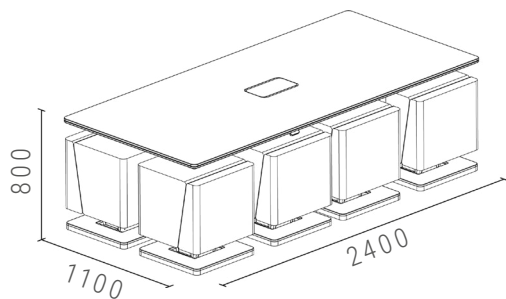
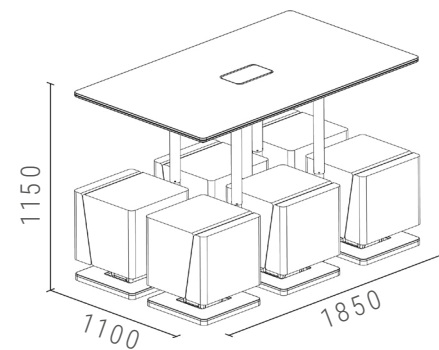
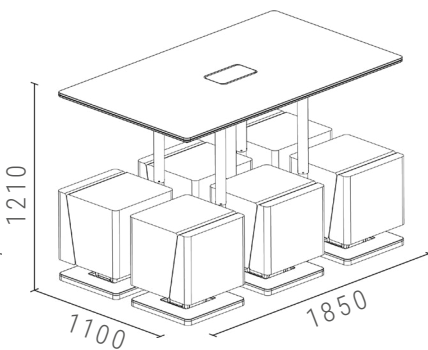
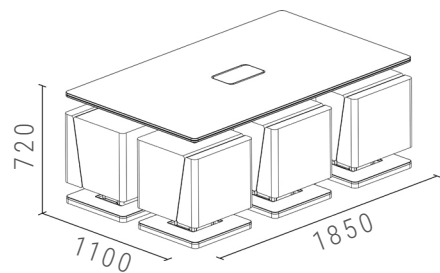
HEIGHT AJUSTABLE



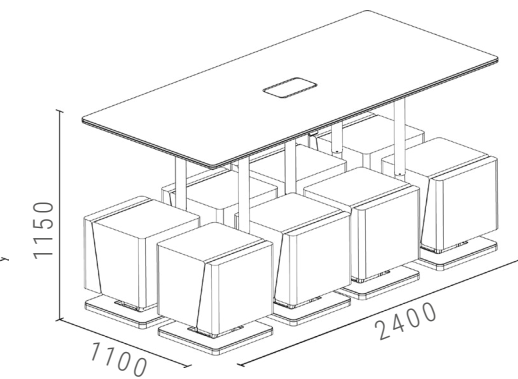
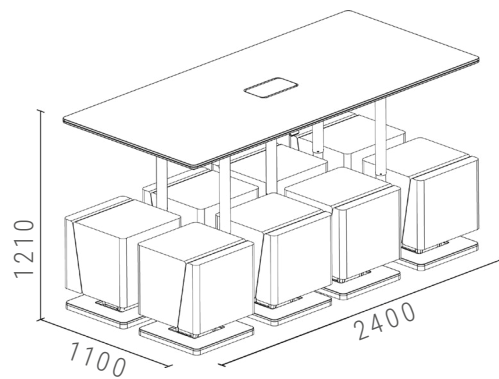
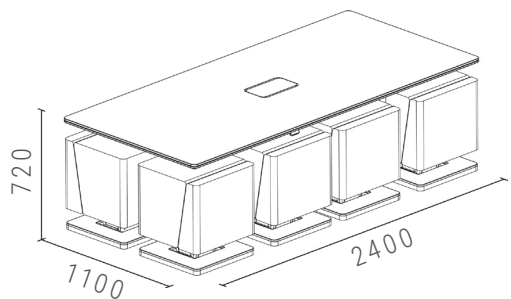
FIXED HIGH



6 PERSONS SET



8 PERSONS SET



FIXED TABLES CAN BE BUILT TO ANY HEIGHT, THE HEIGHT VALUE STATED HERE IS RECOMMENDED HEIGHT


## STANDARD OPTIONS - FABRICS AND FINISHES\*

### FABRIC - KVADRAT REMIX 2



OUR STANDARD FABRIC IS REMIX FROM KVADRAT, ABOVE IS A SAMPLE OF THE COLOUR-WAYS, THE FULL RANGE CAN BE SEEN HERE: <https://kvadrat.dk/products/2968>

### COLUMN METALWORK - POWDER COAT 30% GLOSS



### BASE AND SURFACE - SOLID SURFACE / BIRCH PLY



### CUSTOM FABRIC AND FINISH OPTIONS AVAILABLE ON ORDERS OVER 10 UNITS

### CUBA SEATING AND SURFACES

**JØYRIDE**



JØYRIDE

## THANK YOU

JOYRIDE.DESIGN

+44 207 998 1497

HELLO@JOYRIDE.DESIGN

383 MENTMORE TERRACE

LONDON

E8 3PH

 **WEAREJOYRIDEDESIGN**

